

sereni & shentel

MADE IN BORNEO

IT IS TIME TO UNLEASH THE GRAPHIC DESIGNER IN YOU...

Go to **www.polyvore.com** and sign-up an account. Have a read and watch some tutorials from our blog to see what it is all about. Once you familiar with the application hop onto our website and start grabbing images using the **Clip to Polyvore** button which you would have saved to your bookmark. Import in all your favourite SS headbands from our website **sereniandshentel.com** and our blog **sereniandshentel.typepad.com/sereni-shentel** and get your creative flow on.

The rules are simple. Create a Polyvore set making sure you include one sereni and shentel headband. Once you have created your set click on the email button and email it to: **pr@sereniandshentel.com** putting your name and email in the message box.

5 set limit per person. We reserve the rights to not post any sets that use images that we think is inappropriate. All sets must be emailed by **Monday the 30th of May 2011**. Sets will be uploaded to facebook on the 31st of May.

There will be five winners. Four will be chosen by Sereni & Shentel. The final one will be the people's choice award. SS fans will vote till 4pm on the 1st of June 2011. The set with most likes in facebook will gain the final spot. Winners will be announced on the 2nd of June 2011 on facebook.

Each winner will receive a prize that consists of your colour choice of a:

Blair **valued at RM120**

Mini Ice Ice Baby **valued at RM120**

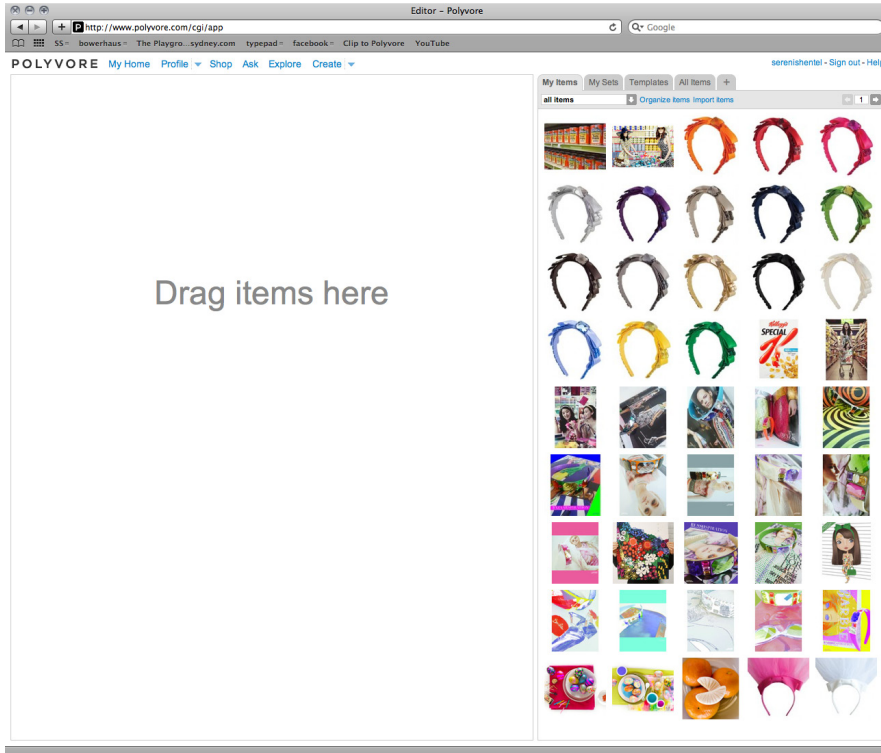
Custom Blair **valued at RM130**

Kuching Cat **valued at RM130**

TOTAL VALUE RM500

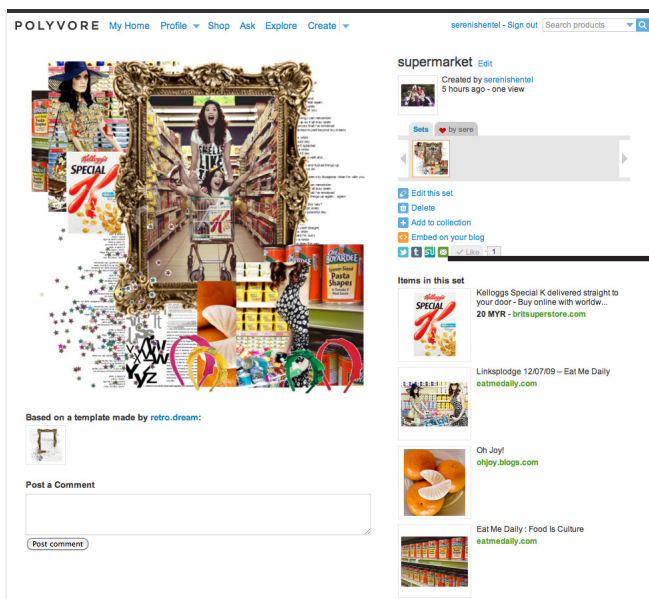


TIPS



POLYVORE

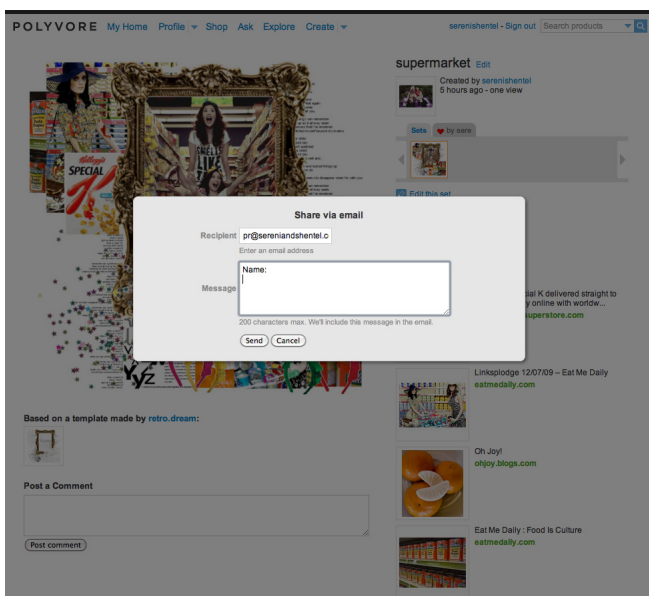

Create your set from your account



- Edit this set
- Delete
- Add to collection
- Embed on your blog
-
- Like 1

Click this Email Button

Items in this set



Email your set to:
pr@sereniandshentel.com
with your name in the message box and email address
5 set limit per person